






COOKIES N CRÈME CUPCAKE DESSERT CUP

A chocolate cupcake and Cookies 'n Crème Bettercreme mixed up in a cup and drizzled with chocolate icing.

Yield: 1 Dessert Cup



INGREDIENTS

- 3 oz  COOKIES 'N CREME BETTERCREME® MADE WITH OREO® COOKIES (#00331)
- 1 Each  ALLEN® UNICED CHOCOLATE CUPCAKE (#03499)
- .8 oz  WHIPPED ICING & FILLING CHOCOLATE (#04937)

DIRECTIONS

- 1 One chocolate cupcake split in half. Place one half of the cupcake in the parfait container. Take one half of the cupcake and cut into 4 pieces (place to the side for later use).
- 2 With a large star tip pipe a layer of cookies n crème icing on top of the cupcake.
- 3 Drizzle chocolate icing on top of the Bettercreme.
- 4 Place the 4 pieces of cupcake on top of the icing and drizzle.
- 5 Add another layer of cookies n crème. Drizzle on top of the icing layer.
- 6 Cut one Oreo in half. Place half of the Oreo on top of the parfait for decoration.